

**Perfection  
has never been so close...**

**Are you ready?**



**M**  
**ANGELO**  
ceramica

Michelangelo Buonarroti was a great artist and sculptor who famously said “i saw the angel in the marble and carved until i set him free.

We are an Italian/Iranian brand that tries to make a bridge between the two cultures. The tastes of art, from the east and west by gathering their best architects, interior designers and tile experts.

Our designs are inspired by natural surfaces and textures, classic and contemporary arts, cultural symbols and latest trends. Our mission is to increase the standards of the market by producing innovative, high quality and elegant ceramic tiles to please our customers and make living spaces practical and elegant.

Michelangelo Buonarroti era un grande artista e scultore che pronunciò una celebre frase “ho visto un angelo nel blocco di marmo e l’ho scolpito fino a quando non è stato libero”.

Angelo Ceramica nasce da una collaborazione italiano iraniana nel tentativo di costruire un ponte tra le due culture, cercando di cogliere il gusto dell’arte dall’est all’ovest radunando le migliori architetture, i migliori interior designers e le migliori esperienze ceramiche.

I nostri design sono ispirati da superfici naturali, arti classiche e contemporane, dalle rispettive tradizioni culturali e dagli ultimi trend del mercato.

La nostra missione è elevare gli standard qualitativi del mercato, producendo in modo innovativo, con attenzione alla eleganza ceramica nel rispetto della migliore qualità possibile, in modo da soddisfare i nostri clienti per creare ambienti pratici ed eleganti.


## INDEX

CEMENTO .....	10
FERROCEMENTO .....	18
VELLUTO .....	28
CASSERO .....	44
LOFT .....	50
MARMO .....	58
MARMO2.0 .....	68
TRAME LINO .....	78
TRAME CLASSICO .....	84
BAITA .....	92
DECAPÉ .....	100
VINTAGE WOOD .....	108
PIRITE ORO .....	116
STRIP .....	122
VOLCANO .....	128

# Material Collection




### CEMENTO - 10



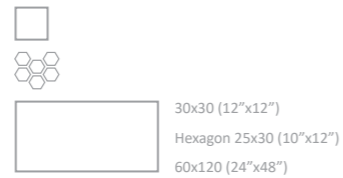
# Material Collection




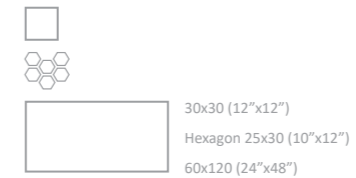
### LOFT - 50



### FERROCEMENTO - 18



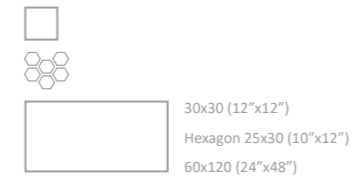
### MARMO - 58



### VELLUTO - 28




### MARMO 2.0 - 68



### CASSERO - 44



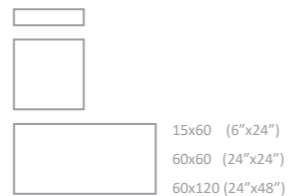
### TRAME LINO - 78



## Material Collection



TERAME Classico - 84



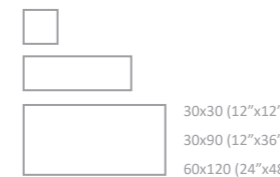
15x60 (6"x24")  
60x60 (24"x24")  
60x120 (24"x48")



## Material Collection



PIRITE ORO- 116




30x30 (12"x12")  
30x90 (12"x36")  
60x120 (24"x48")



BAITA - 92




20x120 (8"x48")



STRIP - 122



60x120 (24"x48")



DECAPÉ - 100



20x120 (8"x48")



VOLCANO - 128



60x120 (24"x48")



VINTAGE WOOD - 108

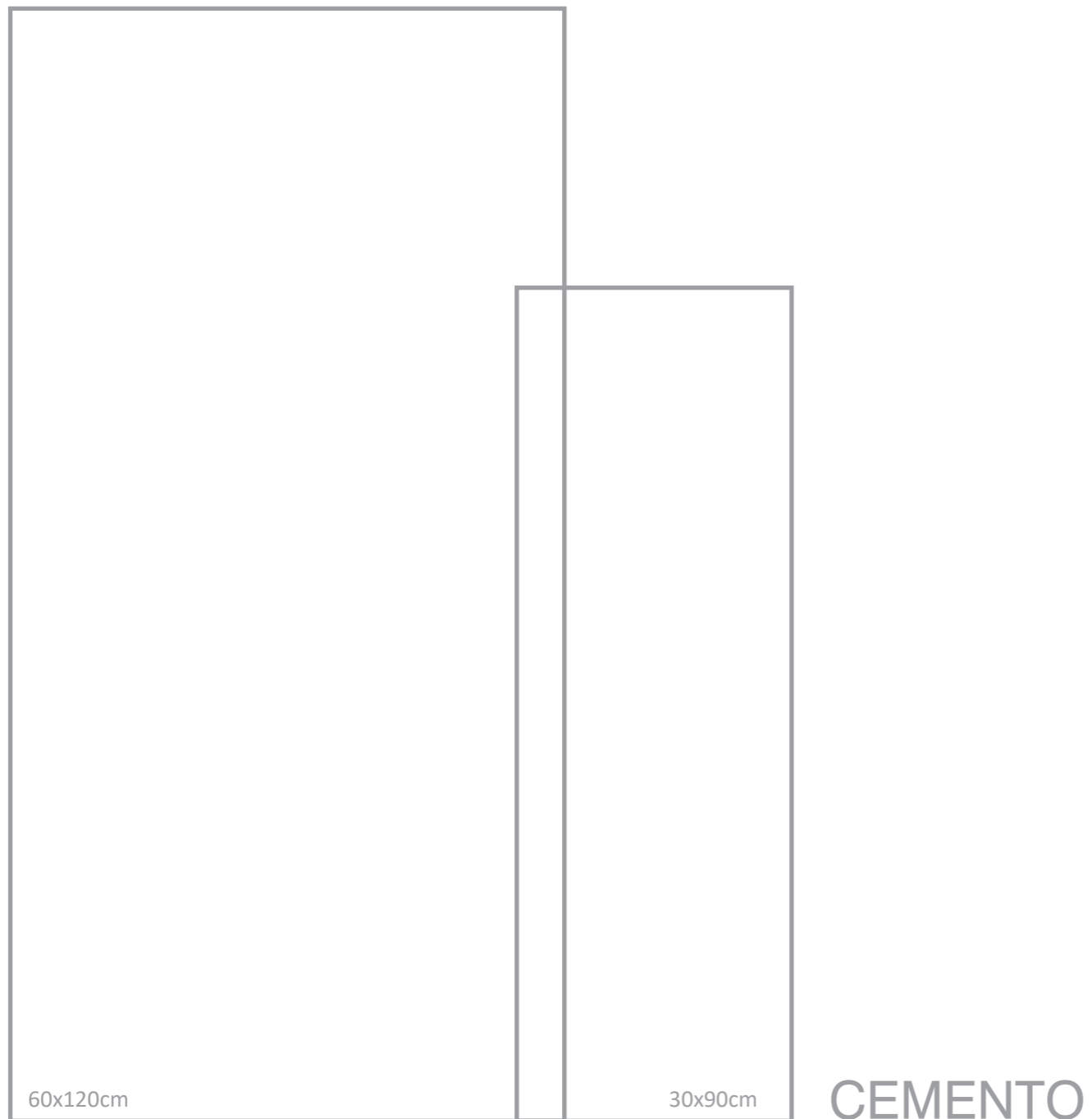


20x120 (8"x48")  
60x120 (24"x48")



La collezione cemento è ispirata dai nuovi contesti urbani e dai trend architettonici contemporanei. Combinazioni di cemento e calcestruzzo, la patina dei metalli arrugginiti con un'alternanza di tonalità chiaroscuro con mood vitage che sono ideali per dare agli spazi residenziali un tocco personale; o per creare soluzioni chiavi in mano per applicazioni commerciali per aree contemporanee con caratteri dinamici. Vi sono due misure di piastrelle (60x120, 30x90) e tre sfumature opache alternative e 60x120 in 3 sfumature lucide.

The CEMENTO collection is inspired by new urban contexts and contemporary architectural trends. Combinations of cement and concrete, the patina of rusted metals with alternating chiaroscuro hues with vintage moods that are ideal for giving residential spaces a personal touch; or for creating turnkey solutions for commercial applications for contemporary areas with a dynamic characters. The tiles come in two sizes (60x120 , 30x90) and shades in matt alternative and 60x120 in 3 shades of glossy reflection.



CEMENTO



Blocchi - Medium - Matt  
Cemento - Medium - Matt



Cemento - Light - Matt  
Strip - Grey - Polished



Cemento - Black - Polished  
Canalette - Light Grey - Matt

CEMENTO

## CEMENTO - Light

Sizes & Format



60x120cm  
Matt - Code: 9120  
Polished - Code: 9135

11.4 mm



30x90cm  
Matt - Code: 9120  
Blocchi - Code: 9211  
Inciso - Code: 9208

11 mm



Floor   
Wall   
Rectified

## CEMENTO - Medium

Sizes & Format



60x120cm  
Matt - Code: 9121  
Polished - Code: 9136

11.4 mm



30x90cm  
Matt - Code: 9121  
Blocchi - Code: 9212  
Inciso - Code: 9210

11 mm



Floor   
Wall   
Rectified

CEMENTO

CEMENTO



# CEMENTO - Black

Sizes & Format



60x120cm  
Polished - Code: 9137

11.4 mm



Linear  
Polished - Code: L106



- Floor
- Wall
- Rectified

## PACKING



Nominal size	Real size	Pcs/Box	Sqr/Box	Kg/Box	Boxes/PLT	Sqr/PLT	Kg/PLT	PLT size	Thickness
60x120 Matt	60x120	2	1.44	36.5	32	46.08	1168	100x125	11.4
60x120 Polished	59.5x119	2	1.41	36	32	45.12	1152	100x125	11.4
30x90 Matt	30x90	4	1.08	25.4	64	69.12	1625.6	110x110	11
30x90 Blocchi	30x90	4	1.08	22 - 24	64	69.12	1408 - 1536	110x110	11
30x90 Inciso	30x90	4	1.08	22 - 24	64	69.12	1408 - 1536	110x110	11
30x30 Mosaic	-	9	0.81	20.5	-	-	-	-	11.4

Technical Characteristics	Standards	Standard Values	Average CEMENTO Values
LENGTH & WIDTH		± 0.6%	± 0.1%
THICKNESS		± 5v%	± 4%
RECTANGULARITY	ISO 10545-2	± 5%	± 0.2%
SIDES' STRAIGHTNESS		± 0.5%	± 0.06%
FLATNESS		± 0.5%	± 0.3%
WATER ABSORPTION	ISO 10545-3	0.5 < E ≤ 3%	Average ≤ 0.5%
MODULUS OF RUPTURE (N/mm²)	ISO 10545-4	≥ 30 N/mm²	Average ≥ 35 Min. 32
IMPACT RESISTANCE	ISO 10545-5	Required	Min. 0.8
ABRASION RESISTANCE	ISO 10545-7	II - IV	II - IV
THERMAL EXPANSION COEFFICIENT (0-100°)	ISO 10545-8	Test Method Available	Max. 7.5x10 <sup>-6</sup> (1/K)
THERMAL SHOCK RESISTANCE	ISO 10545-9	Required	In Compliance With The Requirements
CRAZING RESISTANCE	ISO 10545-11	Required	In Compliance With The Requirements
FROST RESISTANCE	ISO 10545-12	Required	In Compliance With The Requirements
CHEMICAL RESISTANCE	ISO 10545-13	Min. Class B	Class GLA
STAIN RESISTANCE	ISO 10545-14	Min. Class 3	Class 5
FRICTION COEFFICIENT	ISO 10545-17	Required	Min.II

Quando il ferro ed il cemento si incontrano nascono spesso atmosfere post industriali di un fascino vintage ma anche molto attuale . In questo caso la rivisitazione di questo binomio suggerisce un approccio dinamico dell'ambiente dove la ceramica così decorata diventa essa stesso elemento di decoro e caratterizzazione di ambienti commerciali e non solo.

When iron and cement come together, there are often post-industrial atmospheres of vintage as well as modern charm. In this case, the reinterpretation of this combination suggests a dynamic approach to the environment where the decorated ceramics become an element of decoration and characterization commercial as well as other environments.



60x120cm

FERROCEMENTO





Ferrocemento - Gray - Matt  
Baita - Gray - Matt



Ferrocemento - Light Gray - Matt



Ferrocemento - Beige - Polished



Delphus - Matt  
Ferrocemento - Brown - Polished


## FERROCEMENTO - Brown

Sizes & Format




60x120cm  
Matt - Code: 9237  
Polished - Code: 9178

11.4 mm 



Linear  
Polished - Code: L108



Floor 

Wall 

Rectified 

## FERROCEMENTO - Beige

Sizes & Format



60x120cm  
Matt - Code: 9238  
Polished - Code: 9179

11.4 mm 



Hexagon 25x30cm  
Polished - Code: H104

Floor 

Wall 

Rectified 

FERROCEMENTO

FERROCEMENTO

# FERROCEMENTO - Grey

Sizes & Format



60x120cm  
Matt - Code: 9239  
Polished - Code: 9180

11.4 mm



Linear  
Polished - Code: L110



- Floor
- Wall
- Rectified

# FERROCEMENTO - Light Grey

Sizes & Format



60x120cm  
Matt - Code: 9240  
Polished - Code: 9188

11.4 mm



Hexagon 25x30cm  
Polished - Code: H103









- Floor
- Wall
- Rectified

















FERROCEMENTO

FERROCEMENTO



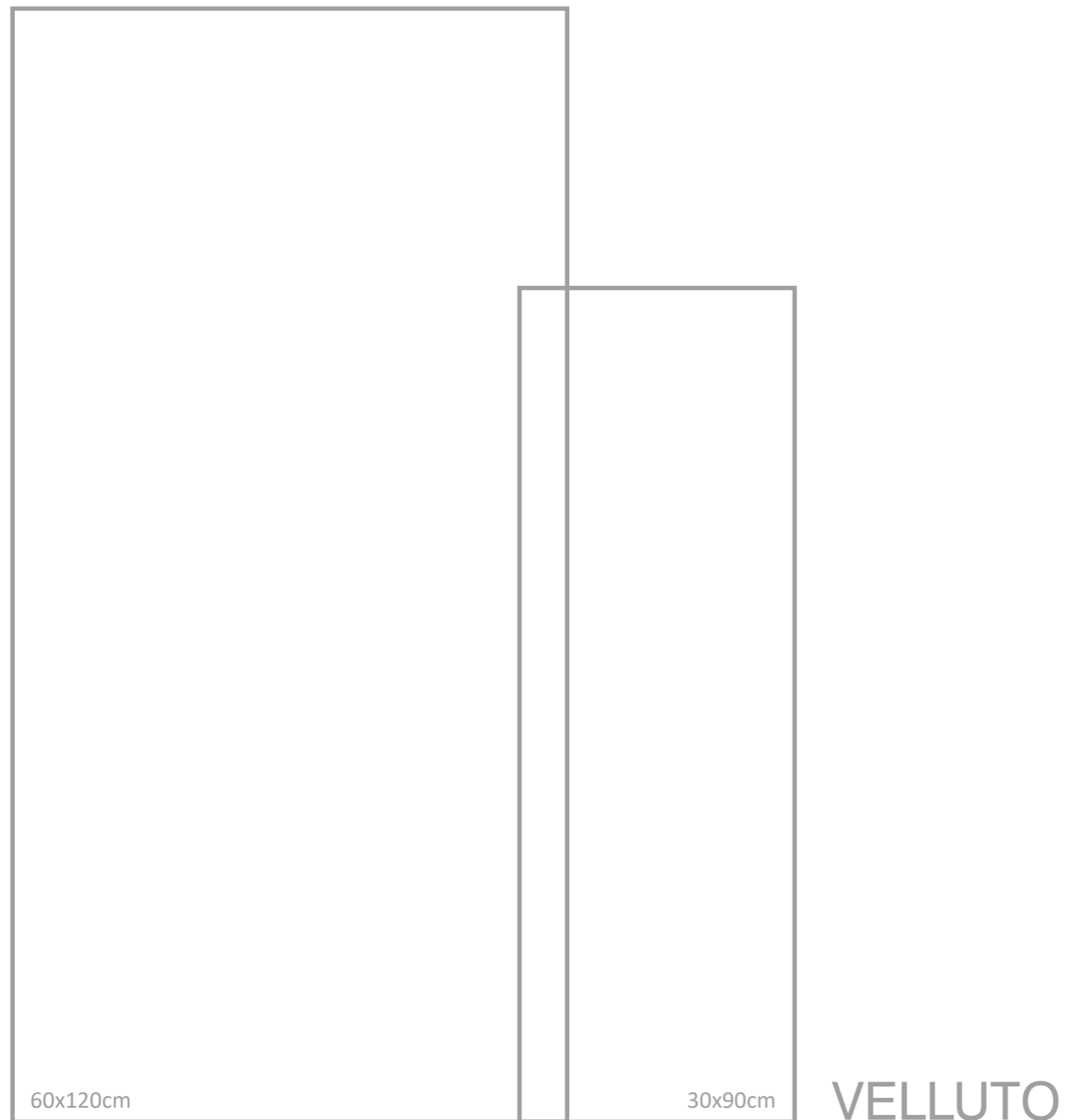
PACKING

									
Nominal size	Real size	Pcs/Box	Sqr/Box	Kg/Box	Boxes/PLT	Sqr/PLT	Kg/PLT	PLT size	Thickness
60x120 Matt	60x120	2	1.44	36.5	32	46.08	1168	100x125	11.4
60x120 Polished	59.5x119	2	1.41	36.7	32	45.12	1152	100x125	11.4
30x30 Mosaic	-	9	0.81	20.5	-	-	-	-	11.4

	Technical Characteristics	Standards	Standard Values	Average FERROCEMENTO Values
	LENGTH & WIDTH		± 0.6%	± 0.1%
	THICKNESS		± 5v%	± 4%
	RECTANGULARITY	ISO 10545-2	± 5%	± 0.2%
	SIDES' STRAIGHTNESS		± 0.5%	± 0.06%
	FLATNESS		± 0.5%	± 0.3%
	WATER ABSORPTION	ISO 10545-3	0.5 < E ≤ 3%	Average ≤ 0.5%
	MODULUS OF RUPTURE (N/mm²)	ISO 10545-4	≥ 30 N/mm²	Average ≥ 35 Min. 32
	IMPACT RESISTANCE	ISO 10545-5	Required	Min. 0.8
	ABRASION RESISTANCE	ISO 10545-7	II - IV	II - IV
	THERMAL EXPANSION COEFFICIENT (0-100°)	ISO 10545-8	Test Method Available	Max. 7.5x10 <sup>-6</sup> (1/K)
	THERMAL SHOCK RESISTANCE	ISO 10545-9	Required	In Compliance With The Requirements
	CRAZING RESISTANCE	ISO 10545-11	Required	In Compliance With The Requirements
	FROST RESISTANCE	ISO 10545-12	Required	In Compliance With The Requirements
	CHEMICAL RESISTANCE	ISO 10545-13	Min. Class B	Class GLA
	STAIN RESISTANCE	ISO 10545-14	Min. Class 3	Class 5
	FRICTION COEFFICIENT	ISO 10545-17	Required	Min.II

La caratteristica principale della collezione è un'originale sensazione di delicatezza che aiuta ad instaurare una superficie liscia e continua dove i riflessi opachi e lucidi si alternano. VELLUTO è disponibile in 5 colori opzionali innovativi queste piastrelle 60x120 rettificate accentuano il modernismo high-tech tramite un'interpretazione della ceramica. Sono inoltre disponibili in Ardesia. Questa collezione è adatta sia per la maggiorparte degli interni residenziali che per prestigiosi locali commerciali.

The hallmark feature of the collection is an original sensation of softness that helps establish a smooth, continuous surface on which matt and glossy reflections alternate. VELLUTO is available in five innovation color options, these 60x120 rectified tiles accentuate high tech modernism through ceramic interpretation. You can have them in Ardesia (slate) option as well. This collection is suitable both for the most sophisticated of residential interiors and for modern prestigious commercial premises.




VELLUTO



Ardesia - Light Gray - Matt  
Velluto - Gray - Matt



Ardesia - Dark Gray - Matt  
Baita - Light Beige - Matt



Velluto - Light Gray - Matt  
Velluto - Dark Grey - Matt

VELLUTO



VELLUTO



Loft - Light Gray - Matt  
Velluto - Mosaic - Brown - Polished



Velluto - Brown - Matt  
Strip - Brown - Polished



Loft - Gray - Matt  
Canalette - Beige - Matt

VELLUTO

## VELLUTO - Light Grey

Sizes & Format



60x120cm  
 Matt - Code: 9144  
 Polished - Code: 9154  
 Ardesia - Code: 9149



11.4 mm



30x90cm  
 Matt - Code: 9144  
 Canalette - Code: 9223  
 Geometrico - Code: 9218

11 mm



- Floor
- Wall
- Rectified

## VELLUTO - Grey

Sizes & Format



60x120cm  
 Matt - Code: 9143  
 Polished - Code: 9153  
 Ardesia - Code: 9148




11.4 mm



30x90cm  
 Matt - Code: 9143  
 Canalette - Code: 9222  
 Geometrico - Code: 9217

11 mm



- Floor
- Wall
- Rectified

VELLUTO

VELLUTO

## VELLUTO - Dark Grey

### Sizes & Format



60x120cm  
 Matt - Code: 9142  
 Polished - Code: 9152  
 Ardesia - Code: 9147




11.4 mm



30x90cm  
 Matt - Code: 9142  
 Canalette - Code: 9221  
 Geometrico - Code: 9216

11 mm



- Floor
- Wall
- Rectified

## VELLUTO - Beige

### Sizes & Format



60x120cm  
 Matt - Code: 9253  
 Polished - Code: 9254  
 Ardesia - Code: 9255



11.4 mm



30x90cm  
 Matt - Code: 9253  
 Canalette - Code: 9256  
 Geometrico - Code: 9257


11 mm



- Floor
- Wall
- Rectified

## VELLUTO - Brown

Sizes & Format



60x120cm  
 Matt - Code: 9140  
 Polished - Code: 9150  
 Ardesia - Code: 9145



11.4 mm



30x90cm  
 Matt - Code: 9140  
 Canalette - Code: 9219  
 Geometrico - Code: 9214

11 mm



Floor

Wall

Rectified

## VELLUTO - Mosaic


Sizes & Format

30x30cm

11.4 mm



Linear



Square




### Grey

Linear, Matt - Code: L102  
 Linear, Polished - Code: L103

### Dark Grey

Linear, Matt - Code: L104  
 Linear, Polished - Code: L105



### Brown

Linear, Matt - Code: L100  
 Linear, Polished - Code: L101  
 Square, Polished - Code: S202



### Mix

Linear - Code: XL108  
 Square - Code: XS201

Wall

Rectified

# VELLUTO - Decorazione


Sizes & Format



30x90cm

Capri- Code:0302  
Positano- Code: 0303  
Sorrento- Code: 0299  
Procida - Code: 0298

11 mm



Decorazione - Dark Gray



Decorazione - Light Gray

VELLUTO

VELLUTO







Wall

















Rectified



Velluto - Gray - Matt

PACKING

									
Nominal size	Real size	Pcs/Box	Sqr/Box	Kg/Box	Boxes/PLT	Sqr/PLT	Kg/PLT	PLT size	Thickness
60x120 Matt	60x120	2	1.44	36.5	32	46.08	1168	100x125	11.4
60x120 Polished	59.5x119	2	1.41	36	32	45.12	1152	100x125	11.4
30x90 Matt	30x90	4	1.08	25.4	64	69.12	1625.6	110x110	11
30x90 Canalette	30x90	4	1.08	22 - 24	64	69.12	1408 - 1536	110x110	11
30x90 Geometrico	30x90	4	1.08	22 - 24	64	69.12	1408 - 1536	110x110	11
30x30 Mosaic	-	9	0.81	20.5	-	-	-	-	11.4

	Technical Characteristics	Standards	Standard Values	Average VELLUTO Values
	LENGTH & WIDTH		± 0.6%	± 0.1%
	THICKNESS		± 5v%	± 4%
	RECTANGULARITY	ISO 10545-2	± 5%	± 0.2%
	SIDES' STRAIGHTNESS		± 0.5%	± 0.06%
	FLATNESS		± 0.5%	± 0.3%
	WATER ABSORPTION	ISO 10545-3	0.5 < E ≤ 3%	Average ≤ 0.5%
	MODULUS OF RUPTURE (N/mm²)	ISO 10545-4	≥ 30 N/mm²	Average ≥ 35 Min. 32
	IMPACT RESISTANCE	ISO 10545-5	Required	Min. 0.8
	ABRASION RESISTANCE	ISO 10545-7	II - IV	II - IV
	THERMAL EXPANSION COEFFICIENT (0-100°)	ISO 10545-8	Test Method Available	Max. 7.5x10 <sup>-6</sup> (1/K)
	THERMAL SHOCK RESISTANCE	ISO 10545-9	Required	In Compliance With The Requirements
	CRAZING RESISTANCE	ISO 10545-11	Required	In Compliance With The Requirements
	FROST RESISTANCE	ISO 10545-12	Required	In Compliance With The Requirements
	CHEMICAL RESISTANCE	ISO 10545-13	Min. Class B	Class GLA
	STAIN RESISTANCE	ISO 10545-14	Min. Class 3	Class 5
	FRICTION COEFFICIENT	ISO 10545-17	Required	Min.II

VELLUTO

A volte la grossolanità delle opere pubbliche può diventare un elemento estremamente originale per decorazioni ceramiche. In questo caso Cassero riprende le strutture di cemento armato nel loro aspetto più cantieristico con la rilevanza delle impronte lasciate dal legno che lo contiene. In questo modo la possibilità di utilizzo soprattutto a facciata rende questa soluzione ceramica molto attuale e moderna e sicuramente mai banale.

Sometimes the roughness of public works can become an extremely original element for ceramic decorations. In this case, Cassero resumed the reinforced concrete structures in their most shipbuilding aspect with the importance of the imprints left by the wood that contains it. This ceramic solution is used mainly in the façade to achieve a very modern and timeless design.



60x120cm

CASSERO



# CASSERO

A+  
color body

Sizes & Format



60x120cm - Matt  
Light Grey - Code: 9226  
Grey - Code: 9225  
Dark Grey - Code: 9224



11.4 mm



Floor

Wall

Rectified



CASSERO

CASSERO





CASSERO

CASSERO

Cassero - Dark Gray - Matt  
 Cassero - Light Gray - Matt

PACKING




Nominal size	Real size	Pcs/Box	Sqr/Box	Kg/Box	Boxes/PLT	Sqr/PLT	Kg/PLT	PLT size	Thickness
60x120 Matt	60x120	2	1.44	36.5	32	46.08	1168	105x105	11.4

	Technical Characteristics	Standards	Standard Values	Average CASSERO Values
	LENGTH & WIDTH		± 0.6%	± 0.1%
	THICKNESS		± 5v%	± 4%
	RECTANGULARITY	ISO 10545-2	± 5%	± 0.2%
	SIDES' STRAIGHTNESS		± 0.5%	± 0.06%
	FLATNESS		± 0.5%	± 0.3%
	WATER ABSORPTION	ISO 10545-3	0.5 < E ≤ 3%	Average ≤ 0.5%
	MODULUS OF RUPTURE (N/mm²)	ISO 10545-4	≥ 30 N/mm²	Average ≥ 35 Min. 32
	IMPACT RESISTANCE	ISO 10545-5	Required	Min. 0.8
	ABRASION RESISTANCE	ISO 10545-7	II - IV	II - IV
	THERMAL EXPANSION COEFFICIENT (0-100°)	ISO 10545-8	Test Method Available	Max. 7.5x10 <sup>-6</sup> (1/K)
	THERMAL SHOCK RESISTANCE	ISO 10545-9	Required	In Compliance With The Requirements
	CRAZING RESISTANCE	ISO 10545-11	Required	In Compliance With The Requirements
	FROST RESISTANCE	ISO 10545-12	Required	In Compliance With The Requirements
	CHEMICAL RESISTANCE	ISO 10545-13	Min. Class B	Class GLA
	STAIN RESISTANCE	ISO 10545-14	Min. Class 3	Class 5
	FRICTION COEFFICIENT	ISO 10545-17	Required	Min.II

La caratteristica principale della collezione è un'originale sensazione di delicatezza che aiuta ad instaurare una superficie liscia e continua dove i riflessi opachi e lucidi si alternano. VELLUTO è disponibile in 5 colori opzionali innovativi queste piastrelle 60x120 rettificate accentuano il modernismo high-tech tramite un'interpretazione della ceramica. Sono inoltre disponibili in Ardesia. Questa collezione è adatta sia per la maggiorparte degli interni residenziali che per prestigiosi locali commerciali.

The hallmark feature of the collection is an original sensation of softness that helps establish a smooth, continuous surface on which matt and glossy reflections alternate. VELLUTO is available in five innovation color options, these 60x120 rectified tiles accentuate high tech modernism through ceramic interpretation. You can have them in Ardesia (slate) option as well. This collection is suitable both for the most sophisticated of residential interiors and for modern prestigious commercial premises.



60x120cm

LOFT


LOFT



Loft - Light Gray - Matt  
Ardesia - Gray - Matt



Loft - Dark Gray - Matt



Rotaia - Gray - Matt  
Decape - Beige - Matt

LOFT

# LOFT

Sizes & Format



60x120cm - Matt  
Light Grey - Code: 9243  
Grey - Code: 9242  
Dark Grey - Code: 9241



60x120cm - Semipolished  
Light Grey - Code: 9252  
Grey - Code: 9251  
Dark Grey - Code: 9250

11.4 mm



- Floor
- Wall
- Rectified



# LOFT - ROTAIA

Sizes & Format



60x120cm - Matt  
Light Grey - Code: 9249  
Grey - Code: 9248  
Dark Grey - Code: 9247



11.4 mm

- Floor
- Wall
- Rectified



# LOFT - ROTAIA

LOFT

**PACKING**



Nominal size	Real size	Pcs/Box	Sqr/Box	Kg/Box	Boxes/PLT	Sqr/PLT	Kg/PLT	PLT size	Thickness
60x120 Matt	60x120	2	1.44	36.5	32	46.08	1168	100x125	11.4
60x120 SemiPolished	59.5x119	2	1.41	36	32	45.12	1152	100x125	11.4

	Technical Characteristics	Standards	Standard Values	Average LOFT Values
	LENGTH & WIDTH		± 0.6%	± 0.1%
	THICKNESS		± 5v%	± 4%
	RECTANGULARITY	ISO 10545-2	± 5%	± 0.2%
	SIDES' STRAIGHTNESS		± 0.5%	± 0.06%
	FLATNESS		± 0.5%	± 0.3%
	WATER ABSORPTION	ISO 10545-3	0.5 < E ≤ 3%	Average ≤ 0.5%
	MODULUS OF RUPTURE (N/mm²)	ISO 10545-4	≥ 30 N/mm²	Average ≥ 35 Min. 32
	IMPACT RESISTANCE	ISO 10545-5	Required	Min. 0.8
	ABRASION RESISTANCE	ISO 10545-7	II - IV	II - IV
	THERMAL EXPANSION COEFFICIENT (0-100°)	ISO 10545-8	Test Method Available	Max. 7.5x10 <sup>-6</sup> (1/K)
	THERMAL SHOCK RESISTANCE	ISO 10545-9	Required	In Compliance With The Requirements
	CRAZING RESISTANCE	ISO 10545-11	Required	In Compliance With The Requirements
	FROST RESISTANCE	ISO 10545-12	Required	In Compliance With The Requirements
	CHEMICAL RESISTANCE	ISO 10545-13	Min. Class B	Class GLA
	STAIN RESISTANCE	ISO 10545-14	Min. Class 3	Class 5
	FRICTION COEFFICIENT	ISO 10545-17	Required	Min.II

LOFT

**MARMO** è una collezione senza tempo delle migliori pavimentazioni e dei rivestimenti, ideale per l'arredamento delle case sia in stile classico che contemporaneo. Questa collezione ha tre tipi di marmo di tendenza nelle misure 60x120.

MARMO is a timeless collection of fine floorings and coverings, ideal for furnishing the home with a classic or more contemporary style. Three trending marbles are placed in this collection in 60x120.



**MARMO**



MARMO



Canyon - Beige - Polished



Delphus - Polished  
Pirite Oro



Canyon - White - Polished



Opal - Polished  
Decape - brown - Matt

MARMO

## MARMO - Delphus

Sizes & Format



60x120cm  
Polished - Code: 9125  
Matt - Code: 9181

11.4 mm



Liner 30x30cm  
Polished - Code: XL109



Floor

Wall

Rectified

## MARMO - Opal

Sizes & Format



60x120cm  
Polished - Code: 9127  
Matt - Code: 9182

11.4 mm



Floor

Wall

Rectified

MARMO

MARMO



# MARMO - Canyon

Sizes & Format



60x120cm  
Polished - Code: 9184  
Beige

11.4 mm



Hexagon 25x30cm  
Polished - Code: H100



- Floor
- Wall
- Rectified

# MARMO - Canyon

Sizes & Format



60x120cm  
Polished - Code: 9185  
White

11.4 mm



Hexagon 25x30cm  
Polished - Code: H101









- Floor
- Wall
- Rectified

















MARMO

MARMO



PACKING

									
Nominal size	Real size	Pcs/Box	Sqr/Box	Kg/Box	Boxes/PLT	Sqr/PLT	Kg/PLT	PLT size	Thickness
60x120 Matt	60x120	2	1.44	36.5	32	46.08	1168	100x125	11.4
60x120 Polished	59.5x119	2	1.41	36	23	45.12	1152	100x125	11.4
30x30 Mosaic	-	9	0.81	20.5	-	-	-	-	11.4

	Technical Characteristics	Standards	Standard Values	Average MARMO Values
	LENGTH & WIDTH		± 0.6%	± 0.1%
	THICKNESS		± 5v%	± 4%
	RECTANGULARITY	ISO 10545-2	± 5%	± 0.2%
	SIDES' STRAIGHTNESS		± 0.5%	± 0.06%
	FLATNESS		± 0.5%	± 0.3%
	WATER ABSORPTION	ISO 10545-3	0.5 < E ≤ 3%	Average ≤ 0.5%
	MODULUS OF RUPTURE (N/mm²)	ISO 10545-4	≥ 30 N/mm²	Average ≥ 35 Min. 32
	IMPACT RESISTANCE	ISO 10545-5	Required	Min. 0.8
	ABRASION RESISTANCE	ISO 10545-7	II - IV	II - IV
	THERMAL EXPANSION COEFFICIENT (0-100°)	ISO 10545-8	Test Method Available	Max. 7.5x10 <sup>-6</sup> (1/K)
	THERMAL SHOCK RESISTANCE	ISO 10545-9	Required	In Compliance With The Requirements
	CRAZING RESISTANCE	ISO 10545-11	Required	In Compliance With The Requirements
	FROST RESISTANCE	ISO 10545-12	Required	In Compliance With The Requirements
	CHEMICAL RESISTANCE	ISO 10545-13	Min. Class B	Class GLA
	STAIN RESISTANCE	ISO 10545-14	Min. Class 3	Class 5
	FRICTION COEFFICIENT	ISO 10545-17	Required	Min.II



I marmi rappresentano da sempre il principale e più conosciuto materiale da rivestimento per le abitazioni di ogni epoca. In questi nuovi marmi Angelo ceramica vuole proporre i marmi che giocano sul dualismo bianco e nero in una veste nuova, con la proposta di soluzioni decorative che esaltano la modernità di questi marmi, sottolineando ancora una volta l'eleganza di questo materiale in una veste duttile e soprattutto funzionale del materiale ceramico

Marble has always been the main and most well-known covering material for homes of all ages. With these new marbles, ANGELO ceramica proposes the marbles that play on the black and white dualism in a new look, with the proposal of decorative solutions that enhance the modernity of these marbles. They emphasize the elegance of this material in a ductile garment and above all functional through the ceramic material.



60x120cm

MARMO 2.0





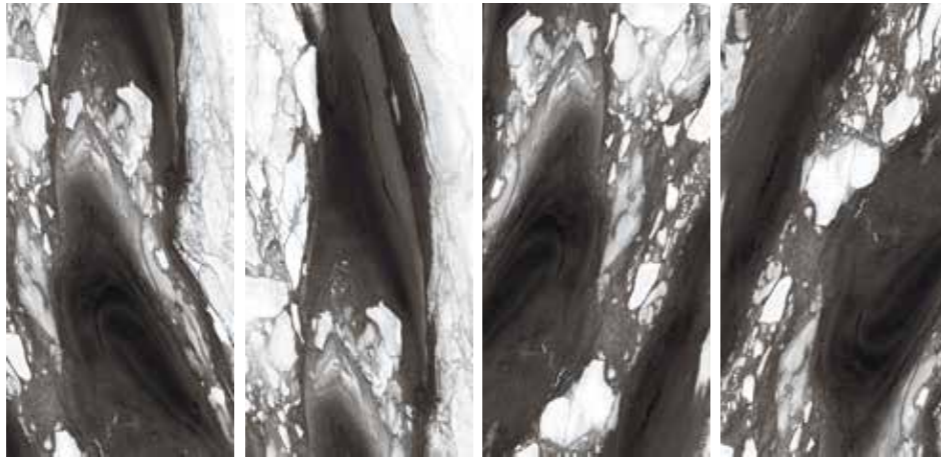

MARMO 2.0 - Monte Nero

Sizes & Format



60x120cm  
Polished - Code: 9171

11.4 mm




Hexagon 25x30cm  
Polished - Code: H102



- Floor
- Wall
- Rectified


MARMO 2.0 - Monte Nero Bookmatch

Sizes & Format



4 x (60x120cm)  
Polished - Code: 9272 - 9273  
Polished - Code: 9270 - 9271

11.4 mm



- Floor
- Wall
- Rectified

MARMO 2.0

MARMO 2.0

MARMO 2.0


Sizes & Format



60x120cm- Polished  
 Monte Rigato- Code: 9173  
 Disegno Quadri - Code: 9174  
 Disegno Riga - Code: 9175



11.4 mm



- Floor
- Wall
- Rectified



MARMO 2.0 - Monte Bianco


Sizes & Format



60x120cm  
 Polished - Code: 9172  
 Matt - Code: 9199



11.4 mm



- Floor
- Wall
- Rectified




PACKING

		Pcs	M <sup>2</sup>	Kg	Box	M <sup>2</sup>	Kg		
Nominal size	Real size	Pcs/Box	Sqr/Box	Kg/Box	Boxes/PLT	Sqr/PLT	Kg/PLT	PLT size	Thickness
60x120 Matt	60x120	2	1.44	36.5	32	46.08	1168	100x125	11.4
60x120 Polished	59.5x119	2	1.41	36	23	45.12	1152	100x125	11.4
30x30 Mosaic	-	9	0.81	20.5	-	-	-	-	11.4

	Technical Characteristics	Standards	Standard Values	Average MARMO 2.0 Values
	LENGTH & WIDTH		± 0.6%	± 0.1%
	THICKNESS		± 5v%	± 4%
	RECTANGULARITY	ISO 10545-2	± 5%	± 0.2%
	SIDES' STRAIGHTNESS		± 0.5%	± 0.06%
	FLATNESS		± 0.5%	± 0.3%
	WATER ABSORPTION	ISO 10545-3	0.5 < E ≤ 3%	Average ≤ 0.5%
	MODULUS OF RUPTURE (N/mm <sup>2</sup> )	ISO 10545-4	≥ 30 N/mm <sup>2</sup>	Average ≥ 35 Min. 32
	IMPACT RESISTANCE	ISO 10545-5	Required	Min. 0.8
	ABRASION RESISTANCE	ISO 10545-7	II - IV	II - IV
	THERMAL EXPANSION COEFFICIENT (0-100°)	ISO 10545-8	Test Method Available	Max. 7.5x10 <sup>-6</sup> (1/K)
	THERMAL SHOCK RESISTANCE	ISO 10545-9	Required	In Compliance With The Requirements
	CRAZING RESISTANCE	ISO 10545-11	Required	In Compliance With The Requirements
	FROST RESISTANCE	ISO 10545-12	Required	In Compliance With The Requirements
	CHEMICAL RESISTANCE	ISO 10545-13	Min. Class B	Class GLA
	STAIN RESISTANCE	ISO 10545-14	Min. Class 3	Class 5
	FRICTION COEFFICIENT	ISO 10545-17	Required	Min.II

Un vestito ben cucito e fatto su misura crea un indiscutibile senso di benessere. Per questo Trame vuole rappresentare la soluzione per vestire la propria casa e generare il senso di relax e comodità tipici di un buon tessuto sulla pelle. La ceramica nelle sue svariate possibilità permette di rivisitare tramite superfici, colori e strutture la morbida accoglienza del tessuto per risultare estremamente efficace in ambienti residenziali ma anche e soprattutto commerciali con la possibilità di sfruttare completamente l'efficace funzionalità della ceramica

A well tailor-made dress creates an indisputable sense of well-being. For this reason, TRAME wants to represent the solution to dress up your home and generate the sense of relaxation and comfort typical of a good fabric on the skin. The ceramic in its many possibilities allows to revisit through surfaces, colors and structures the soft reception of the fabric to be extremely effective in not only residential but also commercial environments with the possibility of fully exploiting the effective functionality of ceramics.



TRRAME





TRAME



Trame Classico - Light Gray - Matt



Trame Lino - Light Gray - Matt



Trame Classico - Brown - Matt



Trame Lino - Beige - Matt


TRAME

# TRAME - LINO


Sizes & Format




60x120cm - Matt  
Light Grey - Code:9231  
Grey - Code: 9230  
Dark Grey - Code: 9229



11.4 mm



Floor   
Wall   
Rectified



# TRAME - LINO

Sizes & Format



60x120cm  
Beige - Code: 9228  
Brown - Code: 9227



11.4 mm




Floor   
Wall   
Rectified

# TRAME - CLASSICO


Sizes & Format




60x120cm - Matt  
Light Grey - Code:9236  
Grey - Code: 9235  
Dark Grey - Code: 9234



11.4 mm



Floor   
Wall   
Rectified



# TRAME - CLASSICO

Sizes & Format



60x120cm  
Beige - Code: 9233  
Brown - Code: 9232



11.4 mm



Floor   
Wall   
Rectified

TRAME - CLASSICO

TRAME - CLASSICO

## TRAME - CLASSICO

### Sizes & Format






60x60cm - Matt  
 Light Grey - Code:9236  
 Grey - Code: 9235  
 Dark Grey - Code: 9234



60x60cm - Matt  
 Light Grey - Code:9236  
 Grey - Code: 9235  
 Dark Grey - Code: 9234

11.4 mm

- Floor
- Wall
- Rectified



## TRAME - CLASSICO

### Sizes & Format




60x60cm  
 Beige - Code: 9233  
 Brown - Code: 9232




60x60cm  
 Beige - Code: 9233  
 Brown - Code: 9232




11.4 mm


- Floor
- Wall
- Rectified






TRAME - CLASSICO






Layin Pattern		N.01
Sizes & Format		%
	60x60cm	85.8%
Color 1		
	15x60cm	7.1%
Color 2		
	15x60cm	7.1%
Color 2		







Layin Pattern		N.02
Sizes & Format		%
	60x60cm	66.7%
Color 1		
	15x60cm	33.3%
Color 2		



Layin Pattern		N.03
Sizes & Format		%
	15x60cm	33.3%
Color 1		
	15x60cm	33.3%
Color 2		
	15x60cm	33.3%
Color 3		

TRAME - CLASSICO



Layin Pattern		N.04
Sizes & Format		%
	60x60cm	75%
Color 1		
	15x60cm	12.5%
Color 2		
	15x60cm	12.5%
Color 2		



TRAME - CLASSICO

TRAME - CLASSICO



**PACKING**




Nominal size	Real size	Pcs/Box	Sqr/Box	Kg/Box	Boxes/PLT	Sqr/PLT	Kg/PLT	PLT size	Thickness
60x120 Matt	60x120	2	1.44	36.5	32	46.08	1168	100x125	11.4
60x60 Matt	60x60	4	1.44	34.5	36	51.48	1257	110x110	10.7
15x60 Matt	14.5x59.7	12	1.04	27	72	74.16	1950	110x110	11.4

Technical Characteristics	Standards	Standard Values	Average TRAME Values
LENGTH & WIDTH		± 0.6%	± 0.1%
THICKNESS		± 5v%	± 4%
RECTANGULARITY	ISO 10545-2	± 5%	± 0.2%
SIDES' STRAIGHTNESS		± 0.5%	± 0.06%
FLATNESS		± 0.5%	± 0.3%
WATER ABSORPTION	ISO 10545-3	0.5 < E ≤ 3%	Average ≤ 0.5%
MODULUS OF RUPTURE (N/mm²)	ISO 10545-4	≥ 30 N/mm²	Average ≥ 35 Min. 32
IMPACT RESISTANCE	ISO 10545-5	Required	Min. 0.8
ABRASION RESISTANCE	ISO 10545-7	II - IV	II - IV
THERMAL EXPANSION COEFFICIENT (0-100°)	ISO 10545-8	Test Method Available	Max. 7.5x10 <sup>-6</sup> (1/K)
THERMAL SHOCK RESISTANCE	ISO 10545-9	Required	In Compliance With The Requirements
CRAZING RESISTANCE	ISO 10545-11	Required	In Compliance With The Requirements
FROST RESISTANCE	ISO 10545-12	Required	In Compliance With The Requirements
CHEMICAL RESISTANCE	ISO 10545-13	Min. Class B	Class GLA
STAIN RESISTANCE	ISO 10545-14	Min. Class 3	Class 5
FRICTION COEFFICIENT	ISO 10545-17	Required	Min.II

Il legno come pavimentazione calda e confortevole, declinata in un material versatile per diverse esigenze e tipologie di utilizzo nonché per la facile manutenzione. In questo caso i legni della collezione Baita riportano al calore tattile e colorato delle tipiche baite alpine, dove il confort riporta al piacere di un relax del proprio ambiente accogliente a dispetto delle condizioni esterne. Le venature naturali e la morbida superficie solcata da venature rimandano al piacere del vivere proprio del legno delle baite

Wood as a warm and comfortable flooring, available in a versatile material for different needs and types of use as well as easy maintenance. In this case, the wood used in BAITA collection show the tactile and colored warmth of typical alpine huts, where comfort brings back the pleasure of relaxing in a welcoming environment in spite of external conditions. The natural texture and the soft surface grooves refer to the pleasure of living the wood of the huts.



20x120cm

BAITA



BAITA



Baita - Gray - Matt



Baita - Beige - Matt



Baita - Brown - Matt

BAITA



# BAITA




Sizes & Format



20x120cm - Matt  
Brown - Code: 9191  
Beige - Code: 9192

11.4 mm 



- Floor 
- Wall 
- Rectified 

# BAITA




Sizes & Format



20x120cm - Matt  
Light Beige - Code: 9194  
Grey - Code: 9193

11.4 mm 



- Floor 
- Wall 
- Rectified 

BAITA

BAITA



BAITA

BAITA

**PACKING**




Nominal size	Real size	Pcs/Box	Sqr/Box	Kg/Box	Boxes/PLT	Sqr/PLT	Kg/PLT	PLT size	Thickness
20x120 Matt	19,5x120	6	1.4	35.5	36	50.4	1300	100x125	11.4

	Technical Characteristics	Standards	Standard Values	Average BAITA Values
	LENGTH & WIDTH		± 0.6%	± 0.1%
	THICKNESS		± 5v%	± 4%
	RECTANGULARITY	ISO 10545-2	± 5%	± 0.2%
	SIDES' STRAIGHTNESS		± 0.5%	± 0.06%
	FLATNESS		± 0.5%	± 0.3%
	WATER ABSORPTION	ISO 10545-3	0.5 < E ≤ 3%	Average ≤ 0.5%
	MODULUS OF RUPTURE (N/mm²)	ISO 10545-4	≥ 30 N/mm²	Average ≥ 35 Min. 32
	IMPACT RESISTANCE	ISO 10545-5	Required	Min. 0.8
	ABRASION RESISTANCE	ISO 10545-7	II - IV	II - IV
	THERMAL EXPANSION COEFFICIENT (0-100°)	ISO 10545-8	Test Method Available	Max. 7.5x10 <sup>-6</sup> (1/K)
	THERMAL SHOCK RESISTANCE	ISO 10545-9	Required	In Compliance With The Requirements
	CRAZING RESISTANCE	ISO 10545-11	Required	In Compliance With The Requirements
	FROST RESISTANCE	ISO 10545-12	Required	In Compliance With The Requirements
	CHEMICAL RESISTANCE	ISO 10545-13	Min. Class B	Class GLA
	STAIN RESISTANCE	ISO 10545-14	Min. Class 3	Class 5
	FRICTION COEFFICIENT	ISO 10545-17	Required	Min.II

La lavorazione procede in molteplici direzioni per coniugare questo materiale alle esigenze stilistiche e architettoniche di diversi ambienti non solamente residenziali. Il Decapè, nella sua visione di anticatura della superficie emerge in una luce moderna e adattabile agli stili più esigenti sia in ambito residenziale che commerciale, senza mai dimenticare la qualità di durevolezza e affidabilità del prodotto ceramico.

The processing proceeds in multiple directions to combine this material with the stylistic and architectural requirements of different environments, not just residential ones. The DECAPÉ, in its vision of antiquing of the surface, emerges in a modern light and is adaptable to the most demanding styles both in residential and commercial, without forgetting the quality of durability and reliability of the ceramic product.



20x120cm


DECAPÉ



DECAPÉ



Decapé - Brown - Matt



Decapé - Dark Brown - Matt



Decapé - Grey - Matt

DECAPÉ

# DECAPÉ

Sizes & Format



20x120cm - Matt  
Brown - Code: 9195  
Dark Brown - Code: 9197

11.4 mm



Floor



Wall



Rectified



# DECAPÉ


Sizes & Format



20x120cm - Matt  
Light Beige - Code: 9196  
Grey - Code: 9198



11.4 mm



Floor



Wall



Rectified

DECAPÉ

DECAPÉ



Decapé - Brown - Matt  
Velluto - Light Gray - Matt

PACKING




Nominal size	Real size	Pcs/Box	Sqr/Box	Kg/Box	Boxes/PLT	Sqr/PLT	Kg/PLT	PLT size	Thickness
20x120 Matt	19,5x120	6	1.4	35.5	36	50.4	1300	100x125	11.4

	Technical Characteristics	Standards	Standard Values	Average DECAPE Values
	LENGTH & WIDTH		± 0.6%	± 0.1%
	THICKNESS		± 5v%	± 4%
	RECTANGULARITY	ISO 10545-2	± 5%	± 0.2%
	SIDES' STRAIGHTNESS		± 0.5%	± 0.06%
	FLATNESS		± 0.5%	± 0.3%
	WATER ABSORPTION	ISO 10545-3	0.5 < E ≤ 3%	Average ≤ 0.5%
	MODULUS OF RUPTURE (N/mm²)	ISO 10545-4	≥ 30 N/mm²	Average ≥ 35 Min. 32
	IMPACT RESISTANCE	ISO 10545-5	Required	Min. 0.8
	ABRASION RESISTANCE	ISO 10545-7	II - IV	II - IV
	THERMAL EXPANSION COEFFICIENT (0-100°)	ISO 10545-8	Test Method Available	Max. 7.5x10 <sup>-6</sup> (1/K)
	THERMAL SHOCK RESISTANCE	ISO 10545-9	Required	In Compliance With The Requirements
	CRAZING RESISTANCE	ISO 10545-11	Required	In Compliance With The Requirements
	FROST RESISTANCE	ISO 10545-12	Required	In Compliance With The Requirements
	CHEMICAL RESISTANCE	ISO 10545-13	Min. Class B	Class GLA
	STAIN RESISTANCE	ISO 10545-14	Min. Class 3	Class 5
	FRICTION COEFFICIENT	ISO 10545-17	Required	Min.II

I parquet di ceramica hanno rivoluzionato il mondo della pavimentazione unendo la calda eleganza del legno naturale con i benefici tecnici delle piastrelle di ceramica. Questa collezione presenta un raffinato look antico e la sensazione che solo secoli possono dare al legno per esprimersi veramente in una casa tradizionale. Così come la sua indole, l'unicità e lo charme del VINTAGE WOOD si sposano perfettamente con le texture e i colori che l'architettura contemporanea e il design richiedono. 5 diversi colori della collezione VINTAGE WOOD in due misure disponibili : 20x120 (opaco) e 60x120 (opaco e lucidato).

Ceramic parquets have revolutionized the world of flooring, uniting the warm elegance of natural wood with the technical benefits of ceramic tiles. This collection presents the exquisite antique look and feel that only centuries old reclaimed wood can truly express in a traditional home. As well the character, uniqueness and charm of VINTAGE WOOD will beautifully complement the more modern textures and colors that today's contemporary architecture and design command. 5 different colors of VINTAGE WOOD collection in two 20x120 (matt) and 60x120 (matt and polished) sizes are available.



VINTAGE  
WOOD



VINTAGE WOOD



Vintage Wood - White - Polished  
Vintage Wood - Black - Polished



Vintage Wood - Gray - Matt



Vintage Wood - Gray - Matt  
Velluto Ardesia - Light Gray - Matt

VINTAGE WOOD



# VINTAGE WOOD

Sizes & Format



60x120cm - Polished  
White - Code: 9163  
Black - Code: 9164  
White - Matt - Code: 9157



11.4 mm

Floor

Wall

Rectified

# VINTAGE WOOD

Sizes & Format



20x120cm - Matt  
White - Code: 9157  
Grey - Code: 9156  
Black - Code: 9158




11.4 mm

Floor

Wall

Rectified



VINTAGE WOOD

VINTAGE WOOD



**PACKING**




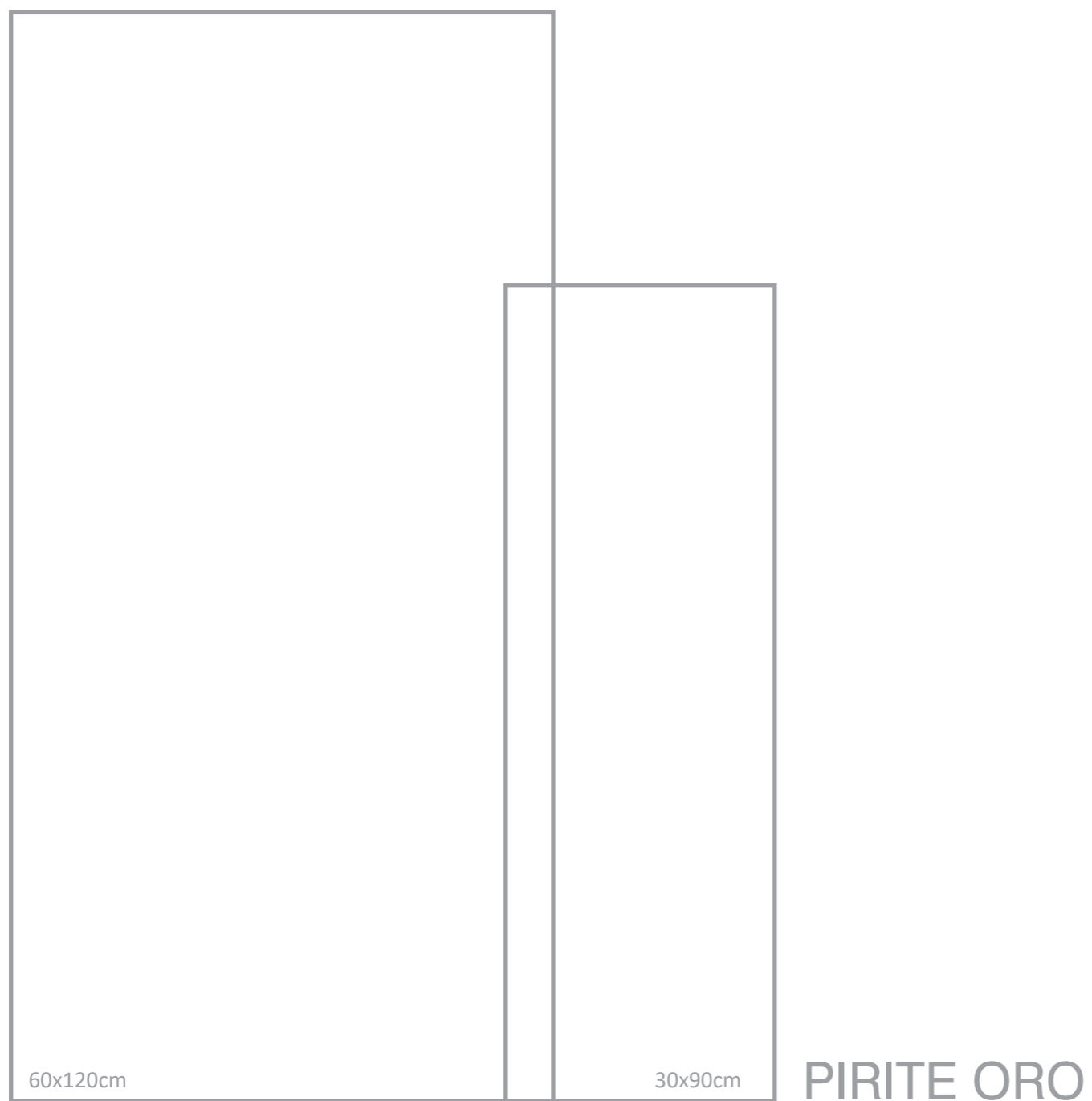
Nominal size	Real size	Pcs/Box	Sqr/Box	Kg/Box	Boxes/PLT	Sqr/PLTz	kg/PLT	PLT size	Thickness
20x120 Matt	19.5x120	6	1.4	35.5	36	50.4	1300	100x125	11.4
60x120 Matt	60x120	2	1.44	36.5	32	46.08	1168	100x125	11.4
60x120 Polished	59.5x119	2	1.41	36	32	45.12	1152	100x125	11.4

	Technical Characteristics	Standards	Standard Values	Average VINTAGE WOOD Values
	LENGTH & WIDTH		± 0.6%	± 0.1%
	THICKNESS		± 5v%	± 4%
	RECTANGULARITY	ISO 10545-2	± 5%	± 0.2%
	SIDES' STRAIGHTNESS		± 0.5%	± 0.06%
	FLATNESS		± 0.5%	± 0.3%
	WATER ABSORPTION	ISO 10545-3	0.5 < E ≤ 3%	Average ≤ 0.5%
	MODULUS OF RUPTURE (N/mm²)	ISO 10545-4	≥ 30 N/mm²	Average ≥ 35 Min. 32
	IMPACT RESISTANCE	ISO 10545-5	Required	Min. 0.8
	ABRASION RESISTANCE	ISO 10545-7	II - IV	II - IV
	THERMAL EXPANSION COEFFICIENT (0-100°)	ISO 10545-8	Test Method Available	Max. 7.5x10 <sup>-6</sup> (1/K)
	THERMAL SHOCK RESISTANCE	ISO 10545-9	Required	In Compliance With The Requirements
	CRAZING RESISTANCE	ISO 10545-11	Required	In Compliance With The Requirements
	FROST RESISTANCE	ISO 10545-12	Required	In Compliance With The Requirements
	CHEMICAL RESISTANCE	ISO 10545-13	Min. Class B	Class GLA
	STAIN RESISTANCE	ISO 10545-14	Min. Class 3	Class 5
	FRICTION COEFFICIENT	ISO 10545-17	Required	Min.II

VINTAGE WOOD

PIRITE ORO è una struttura direttamente ispirata dal basalto e da uno smalto metallico che le donano un aspetto lussuoso. Questo elegante contrasto tra la struttura e lo smalto lo rendono versatile sia per spazi moderni che classici.

PIRITE ORO structure is directly inspired by basalt stone and metallic glaze bringing out a luxurious look. This elegant contrast between the structure and glaze makes it versatile piece for both modern and classic spaces.




# PIRITE ORO

Sizes & Format



60x120cm  
Code: 9119  
Gemma - Code: 9118

11.4 mm




Wall

Rectified



30x90cm  
Muretto - Code: 9117

11 mm




Square



Linear


30x30cm - Mosaic  
Linear - Code: L107  
Square - Code: S200



Pirite oro Gemma

PIRITE ORO

PIRITE ORO



Pirite oro


PACKING

		Pcs	M <sup>2</sup>	Kg	Box	M <sup>2</sup>	Kg		
Nominal size	Real size	Pcs/Box	Sqr/Box	Kg/Box	Boxes/PLT	Sqr/PLT	Kg/PLT	PLT size	Thickness
60x120	60x120	2	1.44	36	32	46.08	1168	100x125	11.4
30x30 Mosaic	-	9	0.81	20.5	-	-	-	-	11.4


	Technical Characteristics	Standards	Standard Values	Average PIRITE ORO Values
	LENGTH & WIDTH		± 0.6%	± 0.1%
	THICKNESS		± 5v%	± 4%
	RECTANGULARITY	ISO 10545-2	± 5%	± 0.2%
	SIDES' STRAIGHTNESS		± 0.5%	± 0.06%
	FLATNESS		± 0.5%	± 0.3%
	WATER ABSORPTION	ISO 10545-3	0.5 < E ≤ 3%	Average ≤ 0.5%
	MODULUS OF RUPTURE (N/mm <sup>2</sup> )	ISO 10545-4	≥ 30 N/mm <sup>2</sup>	Average ≥ 35 Min. 32
	IMPACT RESISTANCE	ISO 10545-5	Required	Min. 0.8
	ABRASION RESISTANCE	ISO 10545-7	II - IV	II - IV
	THERMAL EXPANSION COEFFICIENT (0-100°)	ISO 10545-8	Test Method Available	Max. 7.5x10 <sup>-6</sup> (1/K)
	THERMAL SHOCK RESISTANCE	ISO 10545-9	Required	In Compliance With The Requirements
	CRAZING RESISTANCE	ISO 10545-11	Required	In Compliance With The Requirements
	FROST RESISTANCE	ISO 10545-12	Required	In Compliance With The Requirements
	CHEMICAL RESISTANCE	ISO 10545-13	Min. Class B	Class GLA
	STAIN RESISTANCE	ISO 10545-14	Min. Class 3	Class 5
	FRICTION COEFFICIENT	ISO 10545-17	Required	Min.II

Motivi delle pietre stratificate come “ il bianco Mramara” ed altre superfici naturali influenzano direttamente la nostra collezione STRIP. Questi design sono disponibili in tre allettanti sfumature dal grigio alle sfumature calde del marrone o il blu oltremare. Tutte disponibili nelle misure 60×120 e riflessi lucidi che possono rendere incantevoli gli interni.

Layered stones' patterns like “Marmara white” and other natural surfaces directly affect our STRIP collection. These designs come in three alluring shades from grey to warm shades of brown or calm blue. All in 60×120 and glossy reflection can make staring interiors.



STRIP



# STRIP

Sizes & Format



60x120cm  
Polished  
Grey - Code: 9131  
Brown - Code: 9132

11.4 mm 



Floor 

Wall 

Rectified 

STRIP

STRIP



Strip - Gray - Polished



Strip - Brown - Polished



Strip - Brown - Polished

PACKING




Nominal size	Real size	Pcs/Box	Sqr/Box	Kg/Box	Boxes/PLT	Sqr/PLT	Kg/PLT	PLT size	Thickness
60x120 Polished	59.5x119	2	1.41	36	32	45.12	1152	110x125	11.4

Technical Characteristics	Standards	Standard Values	Average STRIP Values
LENGTH & WIDTH		± 0.6%	± 0.1%
THICKNESS		± 5v%	± 4%
RECTANGULARITY	ISO 10545-2	± 5%	± 0.2%
SIDES' STRAIGHTNESS		± 0.5%	± 0.06%
FLATNESS		± 0.5%	± 0.3%
WATER ABSORPTION	ISO 10545-3	0.5 < E ≤ 3%	Average ≤ 0.5%
MODULUS OF RUPTURE (N/mm²)	ISO 10545-4	≥ 30 N/mm²	Average ≥ 35 Min. 32
IMPACT RESISTANCE	ISO 10545-5	Required	Min. 0.8
ABRASION RESISTANCE	ISO 10545-7	II - IV	II - IV
THERMAL EXPANSION COEFFICIENT (0-100°)	ISO 10545-8	Test Method Available	Max. 7.5x10 <sup>-6</sup> (1/K)
THERMAL SHOCK RESISTANCE	ISO 10545-9	Required	In Compliance With The Requirements
CRAZING RESISTANCE	ISO 10545-11	Required	In Compliance With The Requirements
FROST RESISTANCE	ISO 10545-12	Required	In Compliance With The Requirements
CHEMICAL RESISTANCE	ISO 10545-13	Min. Class B	Class GLA
STAIN RESISTANCE	ISO 10545-14	Min. Class 3	Class 5
FRICTION COEFFICIENT	ISO 10545-17	Required	Min.II




Volcano è una superficie tridimensionale con un tocco artistico e lussuoso completamente ispirato dalla natura come implica il nome. Sono disponibili 5 colori differenti. Questa collezione 15×15 è un'ottima via per creare un'esposizione nella vostra casa.

VOLCANO is a three – dimensional sculptural surface with an artistic, luxurious touch, completely inspired by nature as its name implies. We have them in five different colors. This 15×15 collection is an excellent way to create a statement in your home.



VOLCANO



# VOLCANO

Sizes & Format

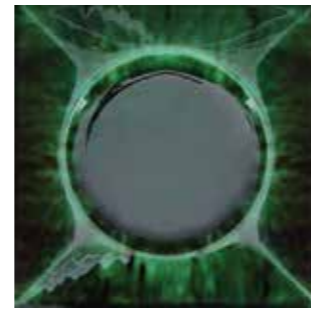


15x15cm

VOLCANO




0292




0291




0294



0293



0295



## PACKING



Nominal size	Real size	Pcs/Box	Sqr/Box	Kg/Box	Boxes/PLT	Sqr/PLT	Kg/PLT	PLT size	Thickness
15X15	15X15	10	0.225	-	-	-	-	-	-

## PRODUZIONE

### TECNOLOGIE

Angelo Ceramica cerca di rimanere costantemente aggiornata sulle tecniche produttive migliori per realizzare i design e le configurazioni necessarie ad esprimere il gusto della ceramica. La qualità e l'innovazione rappresentano per Angelo ceramica una prerogativa imprescindibile sulla quale basare la scelta del prodotto ceramico nelle sue declinazioni design. Cerchiamo quindi sempre di essere quanto più aggiornati possibile sulle tecniche produttive migliori che permettano di raggiungere risultati estetici e qualitativi nei migliori standard. Le nostre tecnologie individuano diversi tipi di applicazioni:

#### PORCELLANATO SMALTATO

La resistenza garantita dal porcellanato unita alle possibilità estetiche consentite dalle nuove applicazioni grafiche e di smaltatura, ci permettono di interpretare al meglio i diversi stili da riprodurre per design di ogni tipo in modo da essere propositivi e al passo con ogni trend.

#### PORCELLANATO IMPASTO COLORATO (A+)

Rappresenta la ns migliore interpretazione tecnologica applicata alla ceramica. Utilizzando stesse caratteristiche della pietra naturale con quindi maggiore resistenza e durabilità attraverso l'utilizzo di impasti che permettono comunque con le opportune applicazioni grafiche di raggiungere risultati estetici di alto livello per tutte le tipologie di utilizzo, con particolare attenzione per le più impegnative dal punto di vista tecnico.

#### TECNOLOGIA DIGITALE

Angelo Ceramica fa uso delle migliori tecnologie digitali in commercio per poter raggiungere sempre i più alti livelli estetico/qualitativi in ambito ceramico. La digitalizzazione unita alla ricerca continua permette ad Angelo ceramica molta accuratezza nella ricerca del volto finale del design e la migliore profondità possibile soprattutto nel caso di versioni levigate attraverso l'utilizzo di graniglie che permettono maggiore profondità e miglior dettaglio nonché migliore resa qualitativa.

#### TERZO FUOCO (3F)

Angelo Ceramica comprende al suo interno la possibilità di sviluppare elementi ceramici decorativi attraverso la tecnologia del terzo fuoco, che attraverso una ulteriore applicazione di smalti nobili e ulteriore cottura permette di ottenere decori con caratteristiche uniche di design. In questo modo i decori acquistano una propria peculiarità distintiva in termini di profondità dell'immagine e di ricchezza del colore.



## PRODUCTION

### TECHNOLOGY

Angelo Ceramica tries to stay constantly updated on the best production techniques to create the designs and configurations necessary to express the taste of ceramics. Quality and innovation represent for Angelo ceramica an essential prerogative on which to base the choice of ceramic product in its design declinations. Therefore, we always try to be as up-to-date as possible on the best production techniques that allow us to achieve aesthetic and qualitative results in the best standards. Our technologies identify different types of applications:

#### GLAZED PORCELAIN

The resistance guaranteed by Gres porcelain link to the aesthetic possibilities allowed by the new graphic and glazed application, put our product in the condition to perform at its best different styles to reproduce any kind of design in order to be updated and positive with any trend.

#### COLOR BODY PORCELAIN

It represents our best technological interpretation applied to ceramics. Using the same characteristics of natural stone with therefore greater resistance and durability through the use of mixtures that still allow with the appropriate graphic applications to achieve high-level aesthetic results for all types of use, with particular attention to the most demanding from technical point of view.

#### DIGITAL TECHNOLOGY

Angelo Ceramica makes use of the best digital technologies on the market to always reach the highest aesthetic / quality levels in the ceramic field. The digitalization combined with the continuous research allows Angelo Ceramics a lot of accuracy in the search for the final face of the design and the best possible depth especially in the case of polished versions through the use of grits that allow greater depth and better detail as well as better quality performance.

#### THIRD FIRE

Angelo Ceramica includes within it the possibility of developing decorative ceramic elements through the technology of the third fire, which through a further application of noble enamels and further cooking allows to obtain decorations with unique design features. In this way the decorations acquire their own distinctive peculiarity in terms of depth of image and richness of color.



Technical Characteristics Caratteristiche Tecniche	Standards Norma	Standard values valore Norma	Average Values valore medio
LENGTH & WIDTH LUNGHEZZA LARGHEZZA		± 0.6%	± 0.1%
RECTANGULARITY RETTANGOLARITÀ	ISO 10545-2	± 5%	± 0.2%
SIDES' STRAIGHTNESS RETTILINEITÀ DEI LATI		± 0.5%	± 0.2%
FLATNESS PLANARITÀ		± 0.5%	± 0.3%
WATER ABSORPTION ASSORBIMENTO D'ACQUA	ISO 10545-3	0.5 < E ≤ 3%	Average 0.3% Media 0.3%
MODULUS OF RUPTURE (N/mm²) MODULO DI ROTTURA (N/mm²)	ISO 10545-4	≥ 30 N/mm²	Average 36 Media 36
IMPACT RESISTANCE RESISTENZA ALL'IMPATTO	ISO 10545-5		Min.0.8
ABRASION RESISTANCE RESISTENZA ALL'ABRASIONE	ISO 10545-7	I - V	II - VI
THERMAL EXPANSION COEFFICIENT(0-100°C) COEFFICIENTE DI DILATAZIONE TERMI- CA(0-100°C)	ISO 10545-8	Test Method Available Metodo di prova disponibile	Max. 7.5x10 <sup>-6</sup> (1/K)
THERMAL SHOCK RESISTANCE RESISTENZA AGLI SHOCK TERMICI	ISO 10545-9	Required necessario	In Compliance With The Requirements In conformità con i requisiti
CRAZING RESISTANCE RESISTENZA AL CAVILLO	ISO 10545-11	Required necessario	Method Available Metodo disponibile
FROST RESISTANCE RESISTENZA AL GELO	ISO 10545-12	Required necessario	In Compliance With The Requirements In conformità con i requisiti
CHEMICAL RESISTANCE RESISTENZA CHIMICA	ISO 10545-13	Min. Class B	Class GLA
STAIN RESISTANCE RESISTENZA ALLE MACCHIE	ISO 10545-14	Min. Class 3	Class 5
FRICTION COEFFICIENT COEFFICIENTE DI ATTRITO	ISO 10545-17	Required necessario	Min.II

**PACKING**



Nominal size	Real size	Pcs/Box	Sqr/Box	Kg/Box	Boxes/PLT	Sqr/PLT	Kg/PLT	PLT size	Thick- ness
60x120 Matt	60x120	2	1.44	36.5	32	46.08	1168	100x125	11.4
60x120 Polished	59.5x119	2	1.41	36	32	45.12	1152	100x125	11.4
30x90 Matt	30x90	4	1.08	25.4	64	69.12	1625.6	110x110	11
30x90 structured	30x90	4	1.08	22 - 24	64	69.12	1408 - 1536	110x110	11
20x120	19.5x120	6	1.4	35.5	36	50.4	1300	100x125	11.4
60x60	60x60	4	1.44	34.5	36	51.84	1257	110x110	10.7
15x60	14.5x59.7	12	1.04	27	72	74.16	1950	110x110	11.4
30x30 Mosaic	-	9	0.81	20.5	-	-	-	-	11.4

**POZA IN OPERA**

La riuscita di un pavimento è dovuta non solo alla qualità delle piastrelle, ma a tutto un insieme di elementi (sottofondo, strato legante, giunti di dilatazione, ecc...) che costituiscono un vero e proprio sistema. Ecco perché le operazioni di posa sono da considerarsi importanti tanto quanto la scelta della piastrella.

E' comunque compito del progettista stabilire, in funzione della struttura e della destinazione d'uso del piano di calpestio, il corretto modo di applicazione delle piastrelle e il tipo di piastrella da utilizzare.

La posa può essere fatta sia con malta cementizia che con collanti o adesivi. Per procedere alla posa con adesivo è necessario prima di procedere, verificare che il supporto possieda idonee caratteristiche per l'incollaggio della ceramica quali: stabilità e regolarità dimensionale, rigidità, assenza di fessurazioni, pulizia e integrità superficiale, assenza di umidità in eccesso e/o di agenti contaminanti.

Prima di iniziare le operazioni di posa di una qualsiasi superficie si raccomanda di accertarsi che la partita di gres sia adeguata e sufficiente per quantità, tono e calibro a quella necessaria. Molto importante è la verifica del materiale prima della posa per verificare che il materiale stesso non presenti difetti o imperfezioni di qualsiasi natura, poiché una volta proceduta con la posa il materiale non può essere oggetto di contestazione se il difetto era evidente prima della posa.

Si dovranno poi eseguire tutte le norme e le precauzioni che sono alla base di una corretta esecuzione del lavoro (preparazione del sottofondo, composizione della malta o dei collanti, tempi di maturazione, posizionamento dei giunti di dilatazione, ecc...)

In ambienti di grandi dimensioni è assolutamente necessario posizionare i giunti di dilatazione con regolarità (seguendo le norme valide per interni ed esterni). In ambienti più ridotti basterà mantenere un leggero stacco tra il piastrellato e i muri perimetrali con l'accortezza di inserire battiscopa per una finitura idonea.

Evitare il transito sul pavimento per almeno 2/3 giorni dopo la posa. In caso di necessità coprire opportunamente con tavolato il pavimento per consentire il passaggio senza arrecare danni.

Successivamente alla posa si raccomanda di proteggere adeguatamente il pavimento sino al termine del cantiere in modo tale da evitare danni causati da sostanze abrasive o da altri agenti dannosi.

**INSTALATION**

The success of a floor is due not only to the quality of the tiles, but to a whole set of elements (substrate, bonding layer, expansion joints, etc.) that constitute a real system. This is why the laying operations are to be considered as important as the choice of tile.

However, it is up to the designer to establish the correct application method of the tiles and the type of tile to be used, depending on the structure and the intended use of the decking.

The laying can be done either with cement mortar or with adhesives or adhesives. To proceed with the installation with adhesive it is necessary before proceeding to verify that the substrate possesses suitable characteristics for bonding the ceramic such as: stability and dimensional regularity, rigidity, absence of cracks, cleaning and surface integrity, absence of excess humidity and / or contaminants.

Before starting to lay any surface it is recommended to make sure that the amount of stoneware is adequate and sufficient for the quantity, tone and size required. Very important is the verification of the material before laying to check that the material itself does not present any defects or imperfections of any kind, since once the installation has been carried out the material cannot be object of dispute if the defect was evident before laying.

Then all the rules and precautions that are at the base of a correct execution of the work must be carried out (preparation of the substrate, composition of the mortar or glues, maturation times, positioning of expansion joints, etc.)

In large rooms it is absolutely necessary to position the expansion joints regularly (following the rules valid for interiors and exteriors). In smaller rooms it will be enough to maintain a slight detachment between the tiled and the perimeter walls with the care to insert skirting boards for a suitable finish.

Avoid transit on the floor for at least 2/3 days after laying. In case of need, cover the floor properly to allow the passage without causing damage.

After laying, it is recommended to adequately protect the floor until the end of the site in order to avoid damage caused by abrasive substances or other harmful agents.

**CONSIGLI DI POSA PER DECORI E PRODOTTI DECORATIVI**

La produzione di Angelo Ceramica si caratterizza di numerose soluzioni plastiche che vanno a modificare la superficie della piastrella in modo da permettere decorazioni ulteriori al semplice colore e disegno. Per ottenere una posa corretta ed un risultato idoneo prego prestare attenzione nella posa della giusta posizione della piastrella per ottenere la continuità necessaria nel decoro. Le ns piastrelle hanno sul retro una freccia che permette di orientare le piastrelle nel modo corretto ed evitare quindi spiacevoli inconvenienti.

Seguendo sempre la direzione della freccia, gli elementi con struttura saranno quindi posati idoneamente come illustrato nelle foto/figure


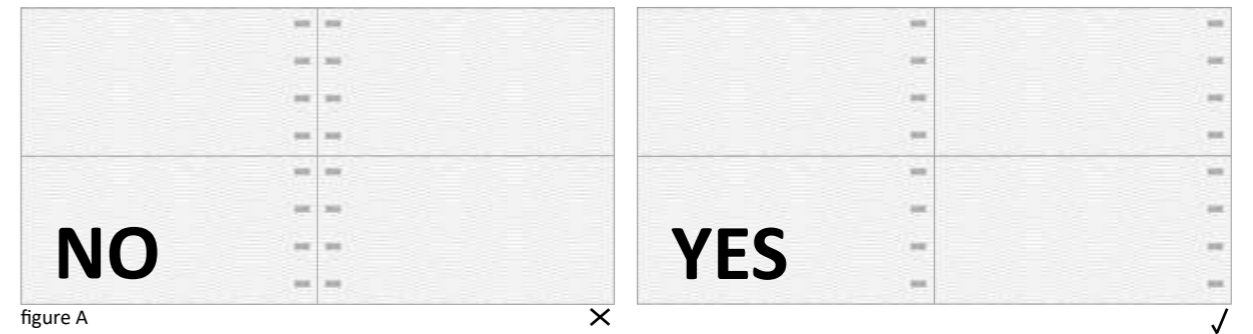
**INSTALLATION SUGGESTION PARTICULARLY FOR OUR DECORATIVE TILES**

The production of Angelo Ceramica is characterized by numerous plastic solutions that change the surface of the tile so as to allow further decorations to the simple color and design. To obtain a correct installation and a suitable result, please pay attention in laying the right tile position to obtain the necessary continuity in the decoration.

Our tiles have an arrow on the back (Fig A)

that allows you to orient the tiles correctly and avoid unpleasant problems (Fig B).

Always following the direction of the arrow, the elements with structure will then be properly laid as shown in the (Fig C)



**CONSIGLI PER LA PULIZIA****PRIMA PULIZIA**

Ha lo scopo di eliminare ogni traccia di stuccatura conseguente alla chiusura dei giunti o fughe. Si esegue una sola volta e prima dell'utilizzo del pavimento e deve essere obbligatoriamente eseguita dopo la posa in opera e prima dell'uso della pavimentazione.

1. spazzare e pulire il pavimento da ogni eventuale sporco grossolano
2. inumidire con acqua la superficie affinché le fughe vengano impregnate di acqua in modo da proteggerle meglio dall'azione corrosiva del detergente a componente acida
3. stendere il detergente a base acida sulla superficie diluito nella idonea proporzione con l'acqua (generalmente il rapporto 1 a 5 è consigliato). Evitare che il detergente venga a contatto con parti di acciaio, alluminio o marmo naturale adiacenti al pavimento piastrellato.
4. lasciare agire il detergente per un tempo idoneo in relazione allo stato del pavimento e nel contempo strofinare lo sporco più resistente)
5. sciacquare abbondantemente con acqua e raccogliere subito l'acqua sporca.

Se la prima pulizia viene eseguita dopo che il pavimento è già stato utilizzato, allora prima di effettuare la prima pulizia, allora è necessario rimuovere con appositi detersivi alcalini (sgrassanti) eventuali esistenze di sostanze grasse o simili). In caso l'operazione di pulizia può essere ripetuta.

**SUPERFICI ANTISCIVOLO**

Questi tipi di superfici, ruvide o strutturate, si puliscono più laboriosamente. È importante dopo la stuccatura togliere tutti gli eccessi in breve tempo e con frequenti lavaggi usando spugna e acqua fino a rimuovere ogni minimo residuo. In seguito o fare lavaggio utilizzando monospazzola con dischi.

**PULIZIA QUOTIDIANA**

Effettuare le pulizie quotidiane sempre con detersivi neutri (che non contengono cere o non depositano patine lucide) diluiti in acqua calda, seguendo le indicazioni riportate sulle confezioni.

**CLEANING TIPS****FIRST CLEANING**

Its purpose is to eliminate all traces of grouting resulting from the closure of joints or joints. It is performed only once and before the use of the floor and must be performed after laying and before using the flooring.

1. sweep and clean the floor from any coarse dirt.
2. moisten the surface with water so that the joints are soaked with water so as to better protect them from the corrosive action of the acid component detergent.
3. spread the acid-based detergent on the surface diluted in the appropriate proportion with the water. Prevent the detergent from coming into contact with steel, aluminum or natural marble parts adjacent to the tiled floor.
4. let the detergent act for a suitable time in relation to the state of the floor and at the same time rub the most resistant dirt)
5. rinse thoroughly with water and immediately collect dirty water.

If the first cleaning is performed after the floor has already been used, then before carrying out the first cleaning, then it is necessary to remove with appropriate alkaline detergents (degreasers) any existences of fatty substances or the like). In case the cleaning operation can be repeated.

**NON-SLIP SURFACES**

This type of rough or textured surface is more difficult to clean. After the tiles have been grouted, it is important to remove all excess material as soon as possible and to wash the surfaces repeatedly with a sponge and water until the tiniest residue has been eliminated.

After this, the surface can be cleaned with a single-brush cleaner and relative discs.

**DAILY CLEANING**

Always use a neutral detergent (that does not contain wax and will not deposit a glossy patina) diluted in hot water for the daily cleaning.

operations and comply with the instructions on the package.



**Italy main Office**

via Ciro Menotti, 77, 41049 SASSUOLO (MO) ITALY  
Telephone: +39 0536 800661, Telefax: +39 0536 806764

**Iran main Office**

Unit No.4, 16 Vahdat Rd., Shiraz Jonoubi St., Mollasadra Ave., Tehran, Iran. Zip Code: 1435834399  
Telephone: +98 21 88063183, Telefax: +98 21 88628711

[www.angeloceramica.it](http://www.angeloceramica.it)  
[info@angeloceramica.it](mailto:info@angeloceramica.it)

CONTACT







